

Trask Land Corporation Pty Ltd has established this Client Portal for ease of document sharing with our trusted clients. This Portal contains information that is confidential and may contain copyright material of Trask Land Corporation Pty Ltd and/or its affiliated companies. It is intended solely for our trusted clients that have been allocated a Login ID and may not be used by any other person(s) without the approval of Trask Land Corporation Pty Ltd and/or its affiliated companies.

Trask Land Corporation Pty Ltd and/or its affiliated companies gives or offers no warranty or guarantee, implied or written for the information contained within this portal.

The Client Portal is to be utilised as follows:

- File and/or document transfer from Trask Land Corporation Pty Ltd to trusted client (download)

The login credentials are provided to you by Trask Land Corporation. If you forget your Login ID and/or password, or if you have any queries or issues, please contact Kathleen Hodgetts ([tdcproject@traskland.com.au](mailto:tdcproject@traskland.com.au)) (07) 3480 4200.

It is recommended that you use Google Chrome to access the client portal and if you do not have this programme installed, then Firefox or Version 10 and above of Internet Explorer.



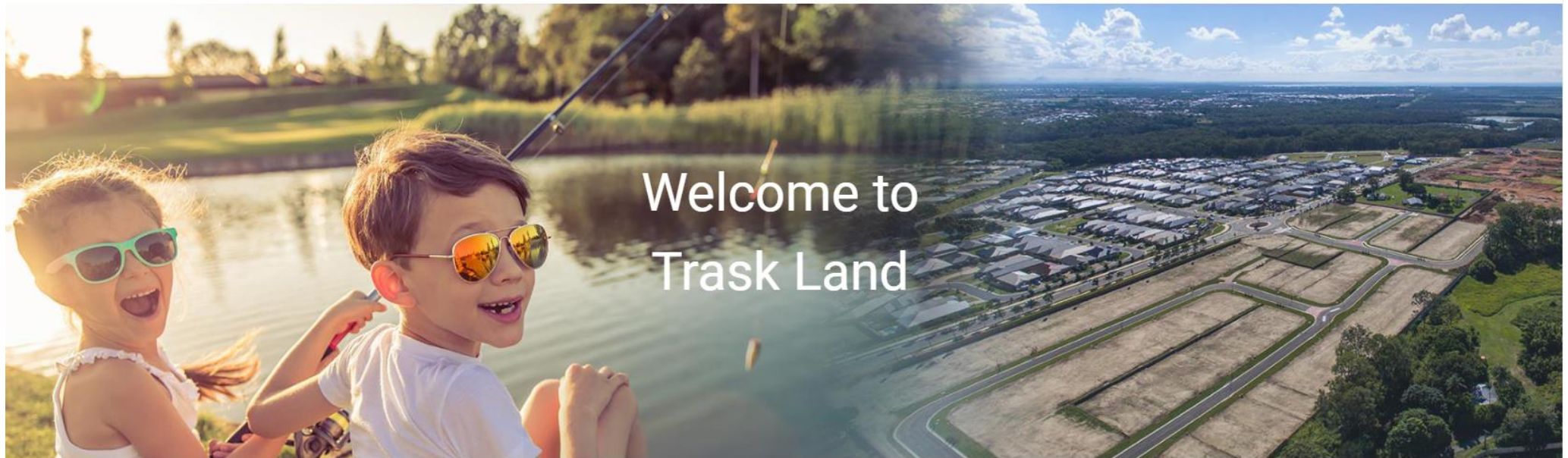
## TRASK LAND CORPORATION SALES PORTAL INSTRUCTIONS

306 Duffield Road Clontarf QLD 4019  
PO Box 3013 Clontarf DC QLD 4019  
Telephone 07 3480 4200 Facsimile 07 3284 1200

To access Trask Land Corporation Client Portal simply click on our webpage ([www.traskland.com.au](http://www.traskland.com.au)) and select “Portal”. This is located at the top of the home page.




HOME EMAIL US CALL US 07 3480 4200 **PORTAL** PORTAL HELP 

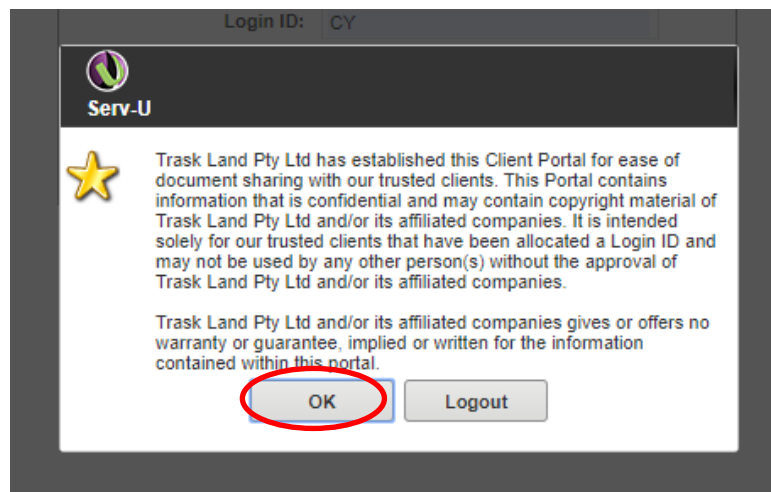


The following screen will appear:

Enter your Login ID:  
Enter your Password:



Once logged on a popup box will appear – simply select OK





# TRASK LAND CORPORATION SALES PORTAL INSTRUCTIONS

306 Duffield Road Clontarf QLD 4019  
PO Box 3013 Clontarf DC QLD 4019  
Telephone 07 3480 4200 Facsimile 07 3284 1200

You will then be presented with the following screen:

The screenshot shows the Trask Land Web Client interface. The top navigation bar includes the Trask Land logo, 'Web Client', and user information 'Chris Yates (Staff)'. Below the navigation bar, there are navigation icons and a 'Home' link. A search bar is located on the right. The main content area displays a file directory listing with columns for 'Name', 'Size', and 'Time'. The listing includes several folders representing different estates and stages.

Name	Size	Time
FWG03 - Freshwater - Stage 25		6/26/2019, 4:52:26 PM
JSR4B - Jones Street, Rothwell		5/29/2019, 2:11:53 PM
LOM11 - Lakeview Estate Stage 1		3/9/2020, 10:53:25 AM
LOM12 - Lakeview Estate Stage 2		11/15/2019, 1:33:32 PM
LOM21 - Lakeview Estate Stage 3		11/15/2019, 1:33:52 PM
LOM40 - Lakeview Estate Stage 5		12/18/2019, 2:02:00 PM

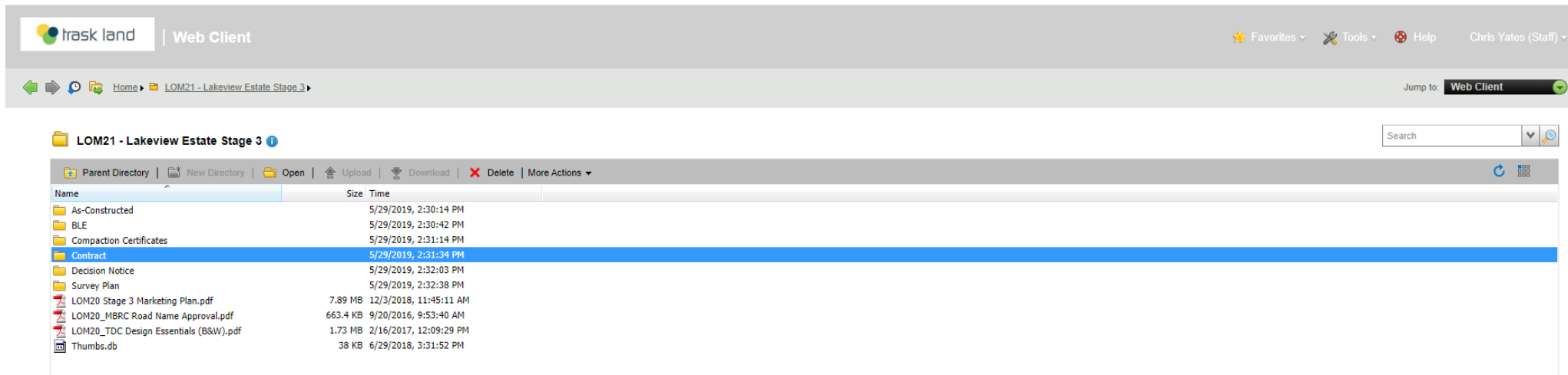
To access the files you require, first you will need to select the estate by highlighting it and double-click.

This screenshot is similar to the previous one, but the 'LOM21 - Lakeview Estate Stage 3' folder is highlighted in blue, indicating it has been selected.

Name	Size	Time
FWG03 - Freshwater - Stage 25		6/26/2019, 4:52:26 PM
JSR4B - Jones Street, Rothwell		5/29/2019, 2:11:53 PM
LOM11 - Lakeview Estate Stage 1		3/9/2020, 10:53:25 AM
LOM12 - Lakeview Estate Stage 2		11/15/2019, 1:33:32 PM
LOM21 - Lakeview Estate Stage 3		11/15/2019, 1:33:52 PM
LOM40 - Lakeview Estate Stage 5		12/18/2019, 2:02:00 PM
LOM60 - Lakeview Estate Stage 6		3/9/2020, 4:52:07 PM



The following screen will appear and then double-click on the folder i.e. contract



trask land | Web Client


Home > LOM21 - Lakeview Estate Stage 3

Jump to: Web Client

LOM21 - Lakeview Estate Stage 3

Name	Size	Time
As-Constructed		5/29/2019, 2:30:14 PM
BLE		5/29/2019, 2:30:42 PM
Compaction Certificates		5/29/2019, 2:31:14 PM
<b>Contract</b>		<b>5/29/2019, 2:31:34 PM</b>
Decision Notice		5/29/2019, 2:32:03 PM
Survey Plan		5/29/2019, 2:32:38 PM
LOM20_Stage 3 Marketing Plan.pdf	7.89 MB	12/3/2018, 11:45:11 AM
LOM20_MBRC Road Name Approval.pdf	663.4 KB	9/20/2016, 9:53:40 AM
LOM20_TDC Design Essentials (B&W).pdf	1.73 MB	2/16/2017, 12:09:29 PM
Thumbs.db	38 KB	6/29/2018, 3:31:52 PM

Then choose your file by highlighting and then select "Download".



trask land | Web Client

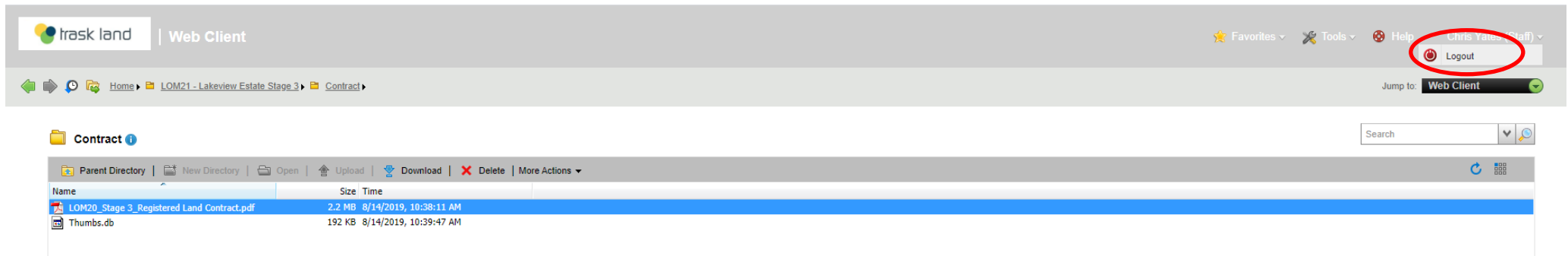
Home > LOM21 - Lakeview Estate Stage 3 > Contract

Jump to: Web Client

Contract

Name	Size	Time
<b>LOM20_Stage 3_Registered Land Contract.pdf</b>	<b>2.2 MB</b>	<b>8/14/2019, 10:38:11 AM</b>
Thumbs.db	192 KB	8/14/2019, 10:39:47 AM

Once you have downloaded the documents required, you will need to log-off from the session, click on your name and then select “Logout” from the drop down menu.



The screenshot shows the Trask Land Web Client interface. At the top, there is a navigation bar with the Trask Land logo, 'Web Client' text, and user information 'Chris Yates (Staff)'. A 'Logout' button is circled in red. Below the navigation bar, there is a breadcrumb trail: Home > LOM21 - Lakeview Estate Stage 3 > Contract. The main content area shows a file explorer view for the 'Contract' directory. The file list is as follows:

Name	Size	Time
LOM20_Stage 3_Registered Land Contract.pdf	2.2 MB	8/14/2019, 10:38:11 AM
Thumbs.db	192 KB	8/14/2019, 10:39:47 AM